

COLLEGE KEY FACTS 2019/20

ABOUT COLLEGES


Further education (FE) colleges provide high-quality technical and professional education and training for young people, adults and employers. They prepare

2.2 MILLION students

with valuable employability skills, helping to develop their career opportunities. Sixth form colleges (SFC) provide high-quality academic education to 16 to 18-year-olds enabling them to progress to university or higher level vocational education.



THERE ARE 244 COLLEGES IN ENGLAND




- **168** general further education colleges
- **51** sixth form colleges
- **2** art, design & performing arts
- **13** land-based
- **10** institutes of adult learning

(as at February 2020)



STUDENTS

COLLEGES EDUCATE AND TRAIN 2.2 MILLION PEOPLE¹



1.4 MILLION

adults study or train in colleges

669,000

16 to 18-year olds study in colleges

An additional

69,000

16 to 18-year-olds undertake an apprenticeship through colleges

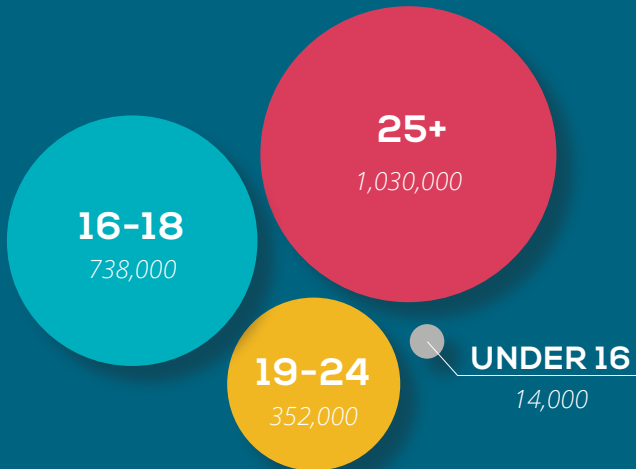
13,000

14 to 15-year-olds are enrolled in colleges (10,000 part-time; 3,000 full-time)

THE
AVERAGE AGE
OF COLLEGE
STUDENTS IS

29

NUMBER OF STUDENTS IN COLLEGES BY AGE (2017/18)



HIGHER EDUCATION



137,000 PEOPLE

study higher education in a college²

165 COLLEGES

are currently on the Office for Students (OfS) register of English Higher Education Providers – offering undergraduate and/or postgraduate level courses

ONE THIRD

of English students aged 19 and under who enter higher education through UCAS studied at a college

COLLEGES DELIVER



*of Higher
National
Certificates*

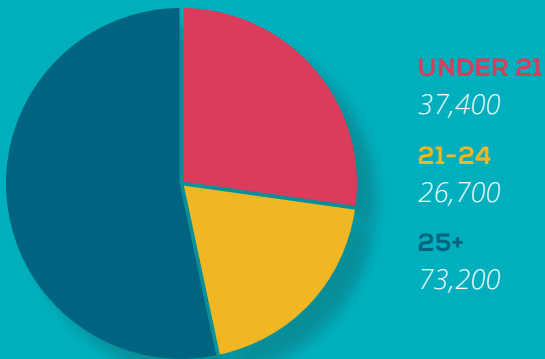



*of Higher
National
Diplomas*



*of Foundation
Degrees*

NUMBER OF HIGHER EDUCATION STUDENTS IN COLLEGES BY AGE (2017/18)





APPRENTICESHIPS

There are

**264,000
PEOPLE**

on apprenticeship provision in colleges

*of whom **70,000** are aged **under 19***

*Colleges train **NEARLY HALF** of
all construction and engineering
and manufacturing apprentices*

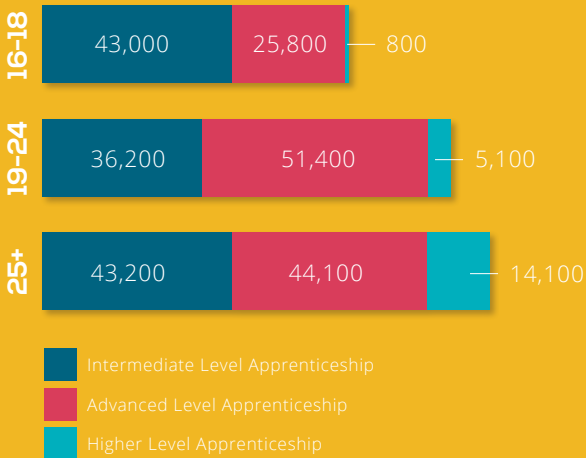



**THE AVERAGE
GENERAL FE
COLLEGE TRAINS**

1,300

APPRENTICES

NUMBER OF APPRENTICESHIPS IN COLLEGES BY AGE AND HIGHEST LEVEL, 2017/18³





COURSES AND QUALIFICATIONS

155,000

*16 to 18-year-old students in colleges
are doing A Level courses*

649,000

*students in colleges are taking
STEM subjects⁴*



193,000

*students in colleges retake GCSE
English and / or maths*


OFSTED INSPECTION





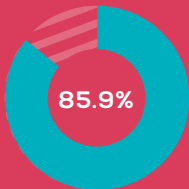
82%

*colleges judged **GOOD**
or **OUTSTANDING**
for overall effectiveness
at their most recent
inspection⁵*

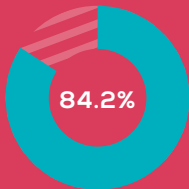


ACHIEVEMENT RATES

EDUCATION AND TRAINING

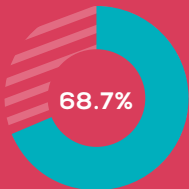


General FE colleges

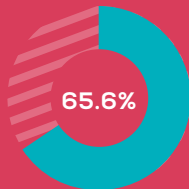


Sixth form colleges

APPRENTICESHIPS



General FE colleges



Private training providers

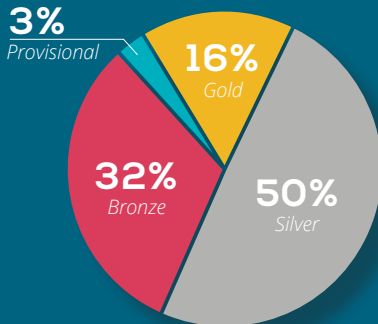
HIGHER EDUCATION -

EXCELLENCE IN
TEACHING AND
STUDENT OUTCOMES





TEACHING EXCELLENCE AND STUDENT OUTCOMES FRAMEWORK (TEF) GRADINGS

October 2019



NINE colleges have foundation degree awarding powers (FDAP) and **ONE** college has taught degree awarding powers (TDAP)



INNOVATIVE PRACTICE



Each year


OVER 80 COLLEGES

achieve the

AOC BEACON STANDARD

*for their innovative practice that
has a significant impact and benefit
on students and is transferable
throughout the FE sector*

16 TO 18 PARTICIPATION IN EDUCATION, TRAINING AND EMPLOYMENT



WHERE 16 TO 18-YEAR-OLDS ARE STUDYING OR WORKING⁶

34%

FE and Sixth Form Colleges

24%

All state funded schools

11%

Higher education institutions

6%

NEET

5%

Independent schools

8%

Employment


6%

Apprenticeships

5%

Other education and training

1% *Special schools*



**EQUALITY,
DIVERSITY AND
INCLUSION**

16 TO 18-YEAR-OLDS

ADULTS

**STUDENTS
FROM ETHNIC
MINORITY
BACKGROUNDS⁷**



26%



32%

**FEMALE
STUDENTS**



46%



54%

**LEARNERS
WITH LEARNING
DIFFICULTIES AND
/ OR DISABILITY**



23%



14%

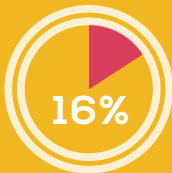
17%

of students in colleges have a learning difficulty and / or disability

99,000

college students are aged 60 and over

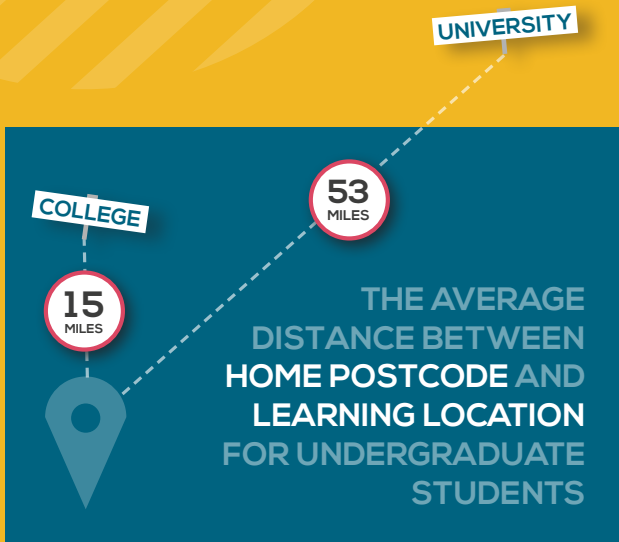
16 TO 18-YEAR-OLDS IN COLLEGES AND SCHOOLS THAT CLAIMED FREE SCHOOL MEALS AT AGE 15



Colleges



Maintained school and
academy sixth forms

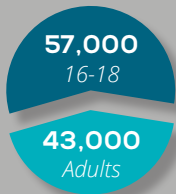




HEALTH,
WELL-BEING
AND SPORT

100,000

*students in colleges are
doing a sports course*



95

*FA College Grassroots Hubs
have engaged*

62,565

participants and deployed

4,389

student volunteers




1,130 *disabled students competed
in AoC Sport events*

In 2018/19...

*over **1,250** teams entered
one of the **170** league
competitions delivered by
AoC Sport, providing weekly
competitive opportunities for
15,000 - 18,000 students*

*over **7,500** students
from **172** colleges
competed in regional
tournaments to
qualify for National
Championships*




52.7%

of **active students** were confident of finding a job within six months of finishing college, compared to just **38.2%** of **inactive students**

Active students had higher levels of life satisfaction compared to **inactive students**

6.8 COMPARED TO 5.4

(Personal wellbeing score out of 10)



INTERNATIONAL

ERASMUS

Over **100 UK COLLEGES** have benefited from Erasmus+ funding in the current funding cycle (2014-2018)

The UK vocational sector has received **OVER €77M** in Erasmus+ funding in the current funding cycle (2014-2020)

UK colleges have delivered **OVER 17,000 MOBILITY PLACEMENTS** in the current Erasmus+ funding cycle

Colleges say **100%** of students who complete an Erasmus+ placement improve their **PERSONAL CONFIDENCE**



CHINA is the most important market for college international activity



The average college income from non-EU international activity in 2018/19 was **OVER £1M**

LEVEL 3 is the most popular level of study for international students at colleges


The average college that is active internationally has **215** non-EU on-campus international students

Colleges are involved in **OVER 15 DIFFERENT TYPES OF INTERNATIONAL ACTIVITY**, ranging from student recruitment to professional training and operating campuses overseas



61% of colleges say that between **75-100%** of their international students progress to HE courses

College top strengths for the international marketplace include **A LEVELS, ESOL** and **TEACHER-TRAINING**



DESTINATIONS

STUDENTS WHO PROGRESS FROM LEVEL 3 TO SUSTAINED EMPLOYMENT



28%

FROM COLLEGES



20%

FROM SCHOOLS

LEVEL 3 DISADVANTAGED STUDENTS WHO PROGRESS TO SUSTAINED EMPLOYMENT



26%

FROM COLLEGES




19%

FROM SCHOOLS

*Colleges are responsible for **38%** of all the publicly funded HE progression of young people in England (65,791 students progressed to HE from 265 colleges in 2017/18) and **51%** of disadvantaged young people progressing to HE⁸*

EMPLOYMENT



PROPORTION OF LARGE EMPLOYERS
WHO TRAIN THEIR STAFF THROUGH A
COLLEGE, COMPARED WITH UNIVERSITIES

36%

COLLEGE

33%

UNIVERSITY

PROPORTION OF EMPLOYERS THAT VIEW
17 TO 18-YEAR-OLD EDUCATION LEAVERS
TO BE WELL PREPARED FOR WORK



68%


COLLEGE



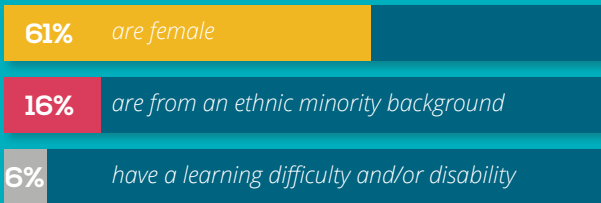

58%

UNIVERSITY

STAFF



COLLEGES EMPLOY 111,000 FULL-TIME EQUIVALENT PEOPLE



FEMALE LEADERS



COLLEGE
PRINCIPALS



SCHOOL HEAD
TEACHERS



UNIVERSITY
VICE-CHANCELLORS

46

THE AVERAGE AGE OF
COLLEGE STAFF

53

THE AVERAGE AGE OF
COLLEGES CHIEF
EXECUTIVES AND
PRINCIPALS

11%

of college chief executives and principals come from black or minority ethnic backgrounds

THE AVERAGE (MEAN) PAY FOR FULL-TIME TEACHING STAFF

COLLEGES

£31,500

SECONDARY SCHOOLS

£34,700



INCOME AND EXPENDITURE

*The total
college income
in England is*
£6.9 billion

(2017/18)



*Staff costs (excluding
restructuring) total*
£4.3 BILLION,
*accounting for **68%** of
total college spending*
(2017/18)

COLLEGE INCOME ANALYSIS⁹ 2017/18



16-18 EDUCATION

47%

ADULT EDUCATION

12%

APPRENTICESHIPS

8%

**HIGHER EDUCATION
FEES AND GRANTS**

8%

OTHER PUBLIC

11%

OTHER PRIVATE

15%

ENDNOTES

- 1 Age breakdown excludes higher education students taught at colleges that are franchised from a higher education institution*
- 2 Includes non-prescribed higher education and higher level apprenticeships*
- 3 16 to 18-year-olds includes a small number of students aged under 16*
- 4 STEM: science, technology, engineering and mathematics*
- 5 Excludes colleges that have merged and not been inspected as a 'new' provider*
- 6 NEET: not in education, employment or training*
- 7 Ethnic minority groups are classified as any group that are non-white British*
- 8 Includes the 16-19 converter academies*
- 9 16-18 education excludes apprenticeships (and includes 14-15)*

This document refers to further education and sixth form colleges established under the Further and Higher Education Act 1992.

www.aoc.co.uk

© Association of Colleges 2019

*2 - 5 Stedham Place,
London WC1A 1HU*

T: 020 7034 9900

E: *enquiries@aoc.co.uk*



@AoC_info



Association-of-Colleges